



Spot65-R



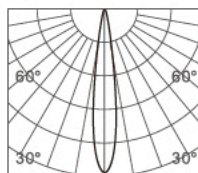
POWER	CRI	SDCM	CCT	BEAM	LUMINOUS FLUX
8W	> 90 > 80	< 3	3000K 2700K 4000K	10° 20° 30°	251Lm

Sandy Black Sandy White

LIGHT DISTRIBUTION

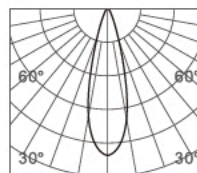
3000K 90Ra

10°



h(m)	E(lx)	Φ(m)
1	4109	Φ0.20
2	1027	Φ0.40
3	456	Φ0.61
4	256	Φ0.81
5	164	Φ1.02

20°



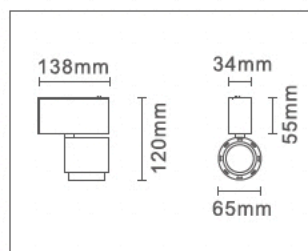
h(m)	E(lx)	Φ(m)
1	2805	Φ0.27
2	701	Φ0.55
3	311	Φ0.82
4	175	Φ1.10
5	112	Φ1.37

30°

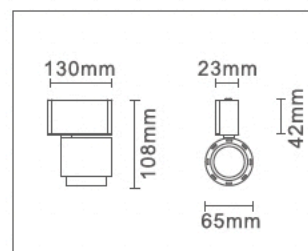


h(m)	E(lx)	Φ(m)
1	645	Φ0.58
2	161	Φ1.16
3	71	Φ1.74
4	40	Φ2.32
5	25	Φ2.91

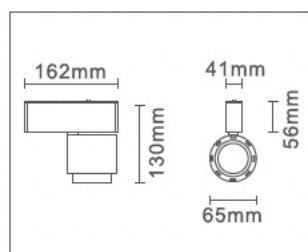
STANDARD



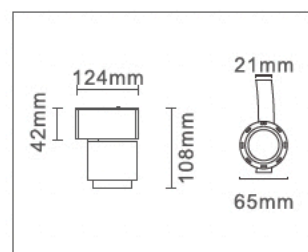
MINI



STANDARD CURVY



MINI CURVY



ULTRA SLIM

